




This timetable will be in operation on the day of your visit. For more information please contact 01780 784444



BLUE TIMETABLE		S 	S 	S 
Wansford	D	10:00	11:45	14:00
Yarwell	A	10:05	11:50	14:05
Yarwell	D	10:15	12:00	14:15
Wansford	D	10:20	12:05	14:20
Ferry Meadows	D	10:35	12:20	14:35
Orton Mere	D	10:40	12:25	14:40
Peterborough	A	10:45	12:30	14:45
Peterborough	D	11:00	12:45	15:00
Orton Mere	D	11:06	12:51	15:06
Ferry Meadows	D	11:11	12:56	15:11
Wansford	A	11:26	13:11	15:26

#### Fares

Adult £16.00

Senior £13.00

Child £8.00

Family £40.00

Other intermediate fares available

Under 3 years of age travel free

Dogs welcome small charge applies

Wheelchair access available

#### Notes & Codes



Buffet Car service

S Steam hauled services

D - Departure, A - Arrival

#### Blue Services with on Train Buffet Car or Trolley Service

##### Stations and attractions

Wansford Station, The headquarters of the NVR , Turntable Café, Gift Shop, Museum, Sheds and Second-hand Bookshop, Garden railway, Toilets and free car parking

Yarwell Junction, Country side walks and picnic areas,

Ferry Meadows, The gateway to the Ferry Meadows country park, Limited light refreshments, home of our Night Mail project and Miniature Railway

Orton Mere, River side walks, Light refreshments, Free car parking

Peterborough. Our city centre gateway, Railworld Museum and 10 minute walk to the shopping areas, pay and display car parking at Railworld